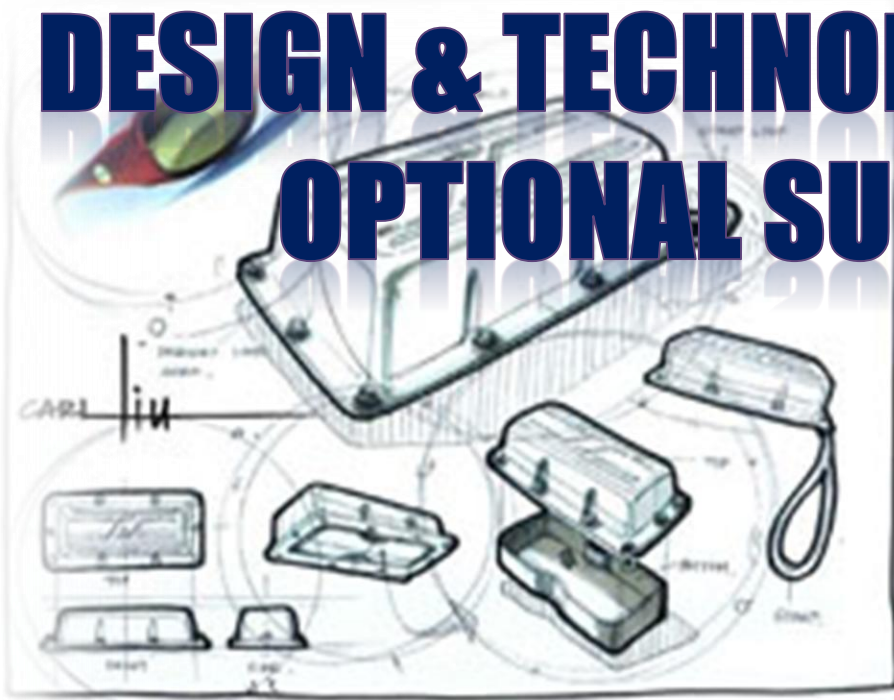


DESIGN & TECHNOLOGY A-LEVEL 2025

OPTIONAL SUMMER TASKS



SUMMER TASKS 2025

TASK 1 – 15 minutes

Subscribe to the following YouTube channels:

<https://www.youtube.com/user/producttank>

(in particular watch this playlist - <https://video.link/w/OKf3c>)

<https://www.youtube.com/user/sketchadaydotcom>

TASK 2 – 30 minutes

Produce a range of sketches of objects of your choice , attempt to use some of the techniques shown in the YouTube videos (no substitute for practice).

TASK 3 – 15 minutes

Sign up to the following Design Blogs/magazines, (find at least 3 articles that interest you and be prepared to talk at length about them)

<https://www.dezeen.com/>

<http://www.core77.com/>

TASK 4 – 2 HOURS

Sign up to OnShape, using the instructions on the following slides – Practice the tutorials and videos to gain confidence in using this CAD programme.

If you have any questions then please email Mrs Pearson Hannah.Pearson@rochestergrammar.tsat.uk to seek clarification if you need it.

Features (0)

Top plane

Show constraints

Find

0

Origin

Top

Front

Right

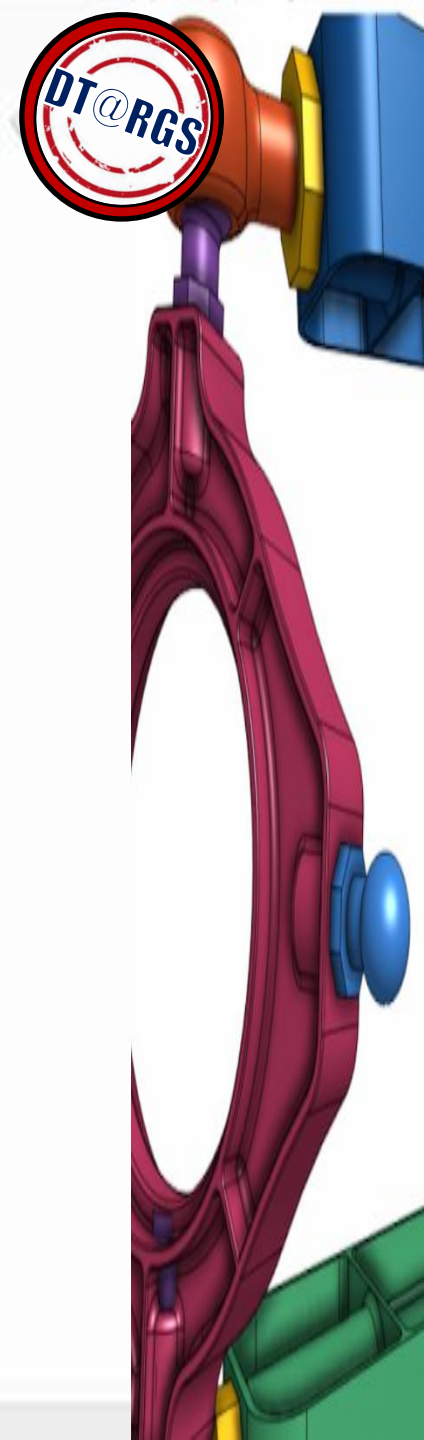
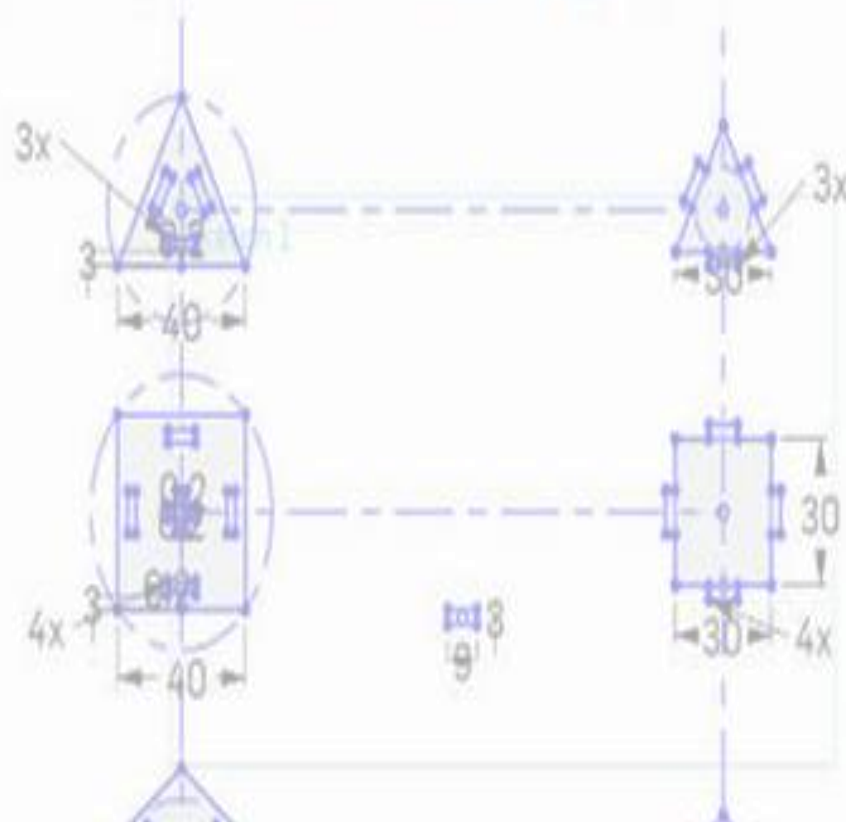
Variable Radius Length -

Variable Material Thick

Variable Rho x 0.2

Sketch 1

Sketch 2



Onshape

What is Onshape Education?

Tens of thousands of students and educators worldwide use Onshape's free Education Plan to learn professional-grade 3D CAD in the classroom.

What is CAD?

CAD means 'Computer Aided Design'.

Onshape Education has been approved for us to use in school, and we will be able to use it to complete 3D drawings, final designs AND when the new Design & Technology IT suite is completed, it will link up to our new 3D printers, so we can use the software to design models that we will then be able to realise in a 3D form!



TASK

Sign up to use Onshape by using the following link:

[SIGN UP TO ONSHAPE EDUCATION HERE](#)

Use your school email address to sign up and you must make sure that you use a complex password and keep it secure to prevent unauthorised access to data.

Onshape will send a confirmation link to your email – Please check your trash / spam files as it may go into there! Once you follow the link and create a SAFE password.... You're ready to GO!

Onshape Education

Tens of thousands of students and educators worldwide use Onshape's free Education Plan to learn professional-grade 3D CAD in the classroom.

Fill out the form to get started, or read on to learn more about Onshape Education.

Sign up for Onshape EDU

First Name *

Last Name *

Email *

Are you a student or educator? *

Select one

School level *

Select one

☐ * By checking this box, I agree to be contacted by Onshape in relation to Onshape's products and services which may be of interest to me and I

TASK

You will firstly be taken to a page that looks like this....

Either follow the guide to take you to the 'Learner Centre' or click on the 'Learner Centre' button in the top right hand corner.

This will take you to tutorials and videos to guide you through learning and mastering Onshape.



Onshape

Search in My Onshape

App Store Learning Center ? Hannah Pearson

Create

My Onshape

Share

Name Modified Modified by Owned by

Welcome to Onshape.
You can get started by clicking the **Create** button, or follow the self-paced courses in the [Learning Center](#).

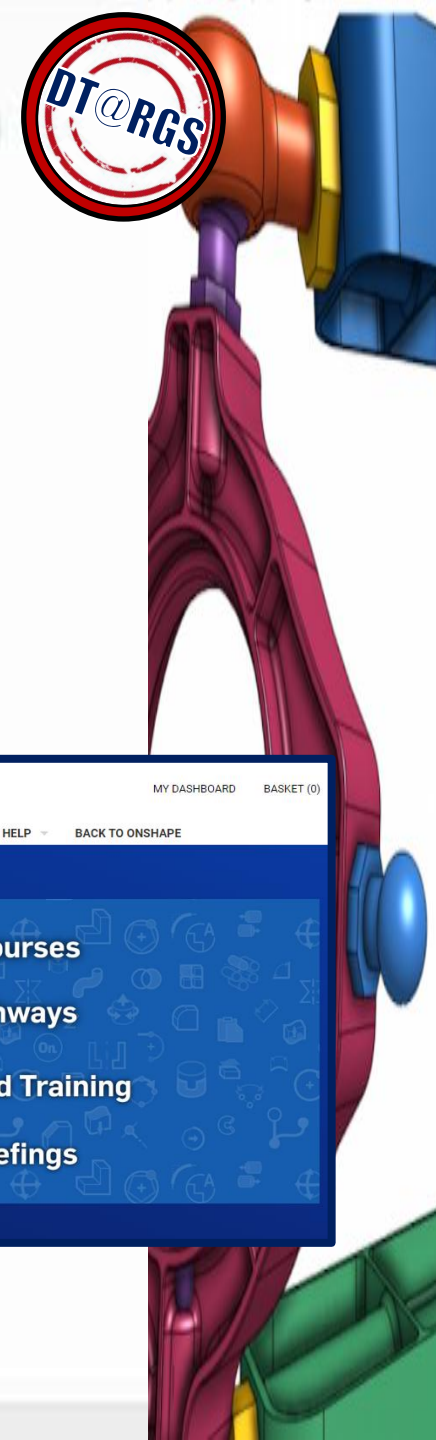
Details

On

Select a document or folder to view its details

Subscription: Education

Upgrade



This is what the Onshape 'Learner Centre' will look like when you open it.

TASK

An introductory video will guide you through ALL the options you have, to begin learning Onshape – Videos, Self-paced courses, Instructor-Led Training etc.....

Now all you need to do is GO FOR IT!

Work your way through the tutorials and begin to understand how to use Onshape.

Onshape

MY DASHBOARD BASKET (0)

INSTRUCTOR-LED TRAINING SELF-PACED COURSES TECHNICAL BRIEFINGS VIDEOS ONSHAPE ONBOARDING HELP BACK TO ONSHAPE

LEARN ONSHAPE

A modern design platform for professional engineers and designers.

- Self-Paced Courses
- Learning Pathways
- Instructor-Led Training
- Technical Briefings

Onshape

Watch these videos, to help you to continue to experiment with OnShape.

TASK



Beginner Tutorial 1/5 - Onshape 3D CAD - Creating Sketches and Objects:


<https://video.link/w/LMf3c>



Beginner Tutorial 1/5 - Onshape 3D CAD - Creating Sketches a...
CADSessions
177K views • 3 years ago

Beginner Tutorial 2/5 - Onshape 3D CAD - Adding Features

<https://video.link/w/gNf3c>



Beginner Tutorial 2/5 - Onshape 3D CAD - Adding Features
CADSessions
83K views • 3 years ago

Beginner Tutorial 3/5 - Onshape 3D CAD - Other Tidbits


<https://video.link/w/zNf3c>



Beginner Tutorial 3/5 - Onshape 3D CAD - Other Tidbits
CADSessions
39K views • 3 years ago

Beginner Tutorial 4/5 - Onshape 3D CAD - Views and Orientation

<https://video.link/w/NNf3c>



Beginner Tutorial 4/5 - Onshape 3D CAD - Views and Orientation
CADSessions
30K views • 3 years ago

Beginner Tutorial 5/5 - Onshape 3D CAD – Documents

<https://video.link/w/aOf3c>



Beginner Tutorial 5/5 - Onshape 3D CAD – Documents
CADSessions
27K views • 3 years ago